

THE BEST IN MARTIAL ARTS COVERAGE

60p

Volume 5 Number 4 February 1979

COMBAT

Sakagami Sensei

**STEVE BABBS
TECHNICIAN
OF THE
MONTH**



GAMI SO SHY

KUNIAKI SAKAGAMI has been teaching Wado-Ryu Karate up and down the British Isles for many years. This shy man has never received the public recognition his talent and hard work have deserved. Unfortunately, when a top man has to live in the shadow of a higher grade instructor, this situation seems inevitably to arise.

Due to Britain's great success in international tournaments, we sometimes tend to dismiss the Japanese contribution these days. Mr. Sakagami is an instructor who has never stopped training during the last twenty years. Rarely has "Combat" seen such power, speed and fitness on any karateka.

He is a shining example to all karate students and instructors, whatever their nationality. Our feature on Mr. Sakagami includes a question-and-answer session, and a demonstration of some advanced Wado techniques with his student Peter May.

Combat: Where in Japan were you born?

Sakagami: Toyohashi City, about 200 miles from Tokio.

Combat: What University did you go to and what did you study?

Saka: I was at Aichi University, and studied Economics.

Combat: At what age did you first get interested in Karate?

Saka: First at the age of 14, but I started practising when I was 15 years old in 1959.

Combat: Who were your teachers?

Saka: Mr Suzuki, who as you know is Chief Instructor for Wado-Ryu in Europe.

Combat: What type of training did you do at university?

Saka: Well, one straight word: very *hard* training. Its a different type of training to what we practice here.

Combat: Did you train under Mr Ohtsuku?

Saka: Mr Ohtsuku frequently visited our university, and taught us about every other month.


Combat: Did you enter competitions in Japan?

Saka: Yes, quite often, I was team captain of the university.

Combat: Where did you teach before coming to England?

Saka: I went to Germany in the end of 1967, and stayed there till 1970.

Combat: What was your first impression of the English student, as compared to the Japanese technique-wise?




● Sakogami, second from right on back row, is pictured practising in group.

SAKA STYLE

B 1: Attacker left stance defender right stance.
B 2: Attacker kicks right Jodan Mawashigeri defender blocks and counters right Nagashizuki.
B 3: As attacker draws his leg back, defender moves forward

grabbing the gi at the shoulder and knee.
B 4: Defender then lifts and footsweeps attacker to the ground.
B 5: Instant before finishing technique.
B 6: Defender finished off with left Gyakuzuki to the face.


B1




B4



B2



B5




B3




B6



SAKA STYLE



C 1: Both fighters in left stance.
C 2: Sakamami covers attacker's lead hand with right knife hand, tempting an attack with Gyakuzuki.
C 3: Sakagami then steps slightly to the left at the same time twists his hips to the right at the same time countering with left Nagashizuki. Good timing and good judge of distance are essential.



C3

